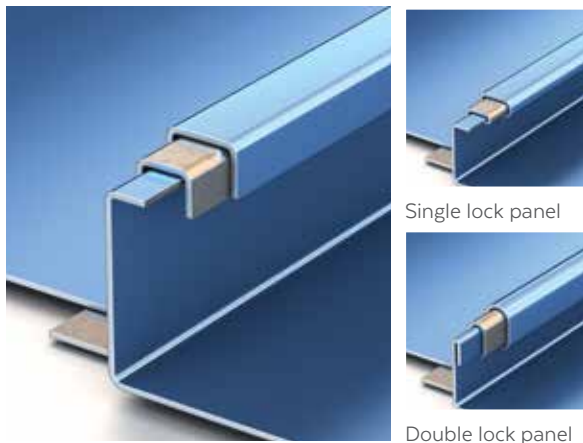




**IDEAL APPLICATION
COMMERCIAL, INSTITUTIONAL
& STRUCTURAL**



Single lock panel

Double lock panel




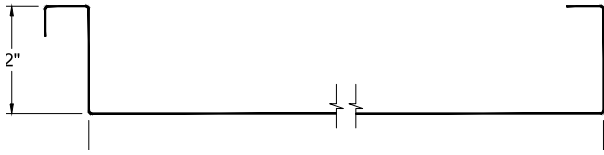
WEATHER TIGHTNESS WARRANTY APPROVED!

The versatility of the DMC 200S roof system makes it an ideal choice for low to steep slope applications. Performance-engineered to handle heavy-duty commercial and industrial projects, this 2" mechanically seamed structural metal roof system will meet or exceed most windload and government requirements from coast to coast. Concealed fasteners and floating clip systems reduce panel stress from changes in temperature and help maintain a smooth, uniform appearance. This product can also be curved for large barrel roofs or small canopies.





DMC 200S PROFILE



Testing in accordance with

AVAILABLE WIDTHS

12", 14", 16" or 18"

*Drexel Metals design pressures, wind uplifts and test reports are for specific deck attachments, material gauges, clip spacing and panel widths. A complete specification and listing is available online at www.drexelmetals.com

SUBSTRATES AVAILABLE

- Galvalume® - 22ga and 24ga
- Drexlume® - 22ga and 24ga
- Aluminum - .040"

PROFILE OPTIONS

- Single lock panel
- Double lock panel
- Radius panel (single or double lock)



FINISHES AND PRODUCT WARRANTY:

Available in a variety of coatings and colors by Valspar. See the Drexel Metals color card for standard colors and paint specifications.

GALVALUME® SUBSTRATE - 35 YEAR WARRANTY

35 YEAR NON PRO-RATED PVDF PAINT WARRANTY
High-performance painted metal roofing product, carefully tensioned leveled for superior flatness.

ALUMINUM SUBSTRATE - 35 YEAR WARRANTY

35 YEAR NON PRO-RATED PVDF PAINT WARRANTY
High-performance painted metal roofing product, carefully tensioned leveled for superior flatness.

DREXLUME® SUBSTRATE - 25 YEAR WARRANTY

Mill finished Galvalume® with a two-sided, clear acrylic finish.

PRODUCTION OPTIONS

Factory made or field rolled to exact lengths Optional: striation, beads, pencil ribs Available: Radius panel (single or double lock)

INSTALLATION

Can be installed over open frame steel purlins, steel decking, steel decking with Polyiso or plywood decking.

SLOPE

Minimum slope 1/2:12

MINIMUM ROOF PITCH

1/2:12 - low roof pitch

ALLOWABLE UNIFORM: Deflection Ratio L/180

Inward load table - psf	Span	2.00	2.50	3.00	3.50	4.00	5.00	5.00
24 ga x 16"	251	201	145	108	83	66	53	
Outward load table - psf	Span	2.00	2.50	3.00	3.50	4.00	5.00	5.00
24 ga x 16"	106	95	83	72	60	49	37	



TESTING

- UL 580 Wind Uplift (Class 90)
- TAS 125 Wind Uplift
- UL 1897 Extended Phase Wind Uplift
- UL 2218 Class 4 Hail Impact
- UL 790 Class A Fire Rating
- UL Environmental - SRI Third Party Verified
- ASTM E1646 Water Infiltration
- TAS 100 Wind Driven Rain
- ASTM E1680 Air Infiltration
- ASTM E1886 Missile Impact
- ASTM 2140 Static Pressure Water Head
- Miami-Dade County Approved
- Florida Building Code Approved
- Texas Department of Insurance Approval