



INNOVATIONS IN METAL ROOFING SYSTEMS



ARCHITECTURAL · COMMERCIAL · RESTORATION/CUSTOM

EXCELLENCE FORGED IN SUPERB QUALITY AND CRAFTSMANSHIP

A Proud History Since 1985

From our beginnings nearly 30 years ago, the Drexel Metals name has earned a reputation for providing true partnership with our customers. Our depth of experience combines with a passion for delivering industry-advancing innovation, design, production and technical expertise, while maximizing cost efficiencies and sustainability.

Founded in 1985, Drexel Metals Corporation grew to become a leader in the distribution of painted metal for the roofing, architectural sheet metal, military and crop storage industries. In 2009 Drexel Metals Inc. was formed as a successor company, and two years later acquired custom fabricator Met-Fab Manufacturing to further provide architects, designers, contractors and engineers with an expansive offering of inspiring products and artisan skills.

Whether it's a large commercial application or an intricate restoration, our proven process starts with listening to each customer's concepts and requirements. Our technical and architectural specialists consult, collaborate and troubleshoot throughout the entire project cycle with a commitment to authenticity and excellence that ensures the highest standards of quality and value.



ROOFING SYSTEMS ON DEMAND

With ARM (Drexel Metals Association of Regional Manufacturers) your roofing system is in expert hands with outstanding turnaround time. This coast-to-coast network of certified metal roofing manufacturers produces Drexel Metals panels locally and “on demand,” eliminating the need for lead times. Backed by Drexel Metals industry-leading engineering, warranties, technical know-how, and commitment to customer happiness, ARM further optimizes cost efficiency, logistics and quality control while meeting your exact specifications.



SUPERIOR QUALITY, ON DEMAND DELIVERY AND EXCEPTIONAL RESULTS . . . FROM A TRUSTED NAME IN METAL ROOFING SYSTEMS.



CONTENTS

<u>Great Design</u>	4
<u>Metals, Colors and Tech Support</u>	5
<u>Quality and Warranty Coverage</u>	6
<u>Protecting the Environment</u>	7
<u>Drexel Metals Projects</u>	8
<u>Overview: Profiles</u>	10
<u>Engineered Metal Roof Systems</u>	12
<u>MetShield® Underlayment</u>	19
<u>Cornice and Custom Fabrication</u>	20
<u>Custom Trim and Accessories</u>	20
<u>Soffit Panels and Plate Wall</u>	22
<u>Column Covers</u>	22
<u>Coping and Perimeter Edge-to-Edge Systems</u>	23
<u>Standard Metal Options</u>	24
<u>Specialty Metals</u>	25
<u>S-5!® Snow Retention</u>	25
<u>Color and Sizing Options</u>	26
<u>Metals, Finishes and Considerations</u>	27

THE HEIGHT OF GREAT DESIGN

Integrity, Functionality and Style

Drexel Metals has a long history of producing roofing systems of exceptional quality, safety, energy efficiency and performance. Through science, innovation and rigorous engineering, we turn industrial metals into purposeful works of art.

Combining cutting-edge custom capabilities with artisan skills, our cross-disciplinary teams provide metal roofing fabrication with a broad range of applications. Skilled craftsmen fuse traditional designs with modern practicalities to create, match or inspire systems that meet each customer's needs – masterfully balancing beauty with functionality and strength.

We also help our customers to look beyond today's trends with confidence and excitement, ensuring peace of mind while achieving new heights in world-class quality and style.





HIGH-PERFORMANCE METALS AND COLORS

Drexel Metals offers a wide range of factory-formed and field-fabricated profiles in high-performance metals and finishes ideally suited for commercial, residential, restoration and custom applications. Metals include steel, Galvalume®, aluminum and copper. Choose from a palette of luxurious colors featuring architectural classics and premium hues. Three distinctive coating options are offered:

SHERWIN-WILLIAMS
Coil Coatings

Fluropon® Finish – standard paint colors are produced by Valspar® and contain a minimum of 70% PVDF (Kynar 500® and Hylar 5000®) base resin with ceramic pigments. All colors are formulated to ensure consistent appearance and quality.

Drexlume™ – mill-finished Galvalume with a two-sided, clear acrylic finish that simultaneously aids roll forming without the use of lubricants and eliminates unsightly handprints or stains resulting from handling and storage. The acrylic finish dissolves naturally over a period of time, and when left as is, allows for natural and even weathering.



INDUSTRY-LEADING TECHNICAL SUPPORT

The right materials, the best results. When you choose Drexel Metals, you're getting more than just a fabricated metal roofing system. You're getting the expertise and industry know-how of the Drexel Metals design and technical team. With years of training and experience in production, testing, design, and installation, these specialists have a proven track record for achieving markedly superior results. Through every step of your Drexel Metals experience you can count on this professional and friendly team.

ARCHITECTS AND DESIGNERS

Let our combined 200 years of experience aid in your next project – transforming your inspiration and concepts into reality. Our specialized technical and design teams will help you select the right Drexel Metals products and achieve your goals on time and on budget with no call backs.

As an AIA CES Registered Provider, we proudly offer two registered AIA CES presentations to augment a better understanding of the products used in our industry:

- Sustainable Design Using Metal Roofing
- Making the Educated Choice – an Overview of Metal Roofing



We also offer CSI
3-Part Format specs.

Clear collaboration – the perfect balance of aesthetics and strength.



PREMIER QUALITY – TESTED AND PROVEN

Safety, Warranty Protection and Environmental Stewardship

While our product offering is built to embrace every design and inspiration, safety and performance are paramount. From the mill to the



job site, Drexel Metals strictly adheres to quality assurance programs that ensure installed products meet or exceed the most stringent code requirements in the country. Our products are tested to withstand gale to hurricane force winds, hail, fire, and wind-driven rain through independent testing and certification. For a complete list of testing and performance data, please call your Drexel Metals representative or visit www.drexelmetals.com.



WARRANTY VALUE AND PROTECTION

We are pioneers when it comes to standing behind our products with meaningful warranties! In 2012, Drexel Metals introduced our Gold Standard paint warranty to our network of qualified installers. This industry-leading warranty encompasses the total Drexel Metals system from the roof deck up and covers both materials and replacement labor if the installed Drexel Metals painted product ever were to fail.





ENVIRONMENTAL VISION

As an ENERGY STAR listed partner, Drexel Metals is committed to earth-friendly packaging, freight consolidation, local manufacturing and minimal waste. We also use recycled materials for many of our roofing components, which are 100%



recyclable at the end of their long, useful life.

Energy conservation is inherent in our product designs and applications, including ventilation systems that reduce trapped heat in the summer and help prevent energy loss during cold winter months. We also utilize reflective pigments to reduce cooling costs, and offer photovoltaic roof systems that capture usable solar and heat energy. Working in collaboration with governing boards

such as the U.S. DOE, we eagerly embrace the development of energy-saving solutions.



Whether it's meeting a sustainable specification, contributing to LEED credits or green incentives, Drexel Metals is there to assist.

Part of our responsibility as a manufacturer is to not only follow best environmental practices, but also strive to improve them.

Maximizing aesthetics while minimizing environmental impact . . .



CONTRIBUTIONS TO LEED CREDITS INCLUDE:

- Heat Island Effect – Solar Reflectance
- Optimize Energy Performance
- Building Reuse
- Construction Waste Management
- Material Reuse
- Recycled Content
- On-Site Renewable Energy
- Innovation
- Water-Efficient Landscaping (Rain Harvesting)

Cigars International / 1

Substrate: Galvalume
Color: Custom Red
Location: Hamburg, Pennsylvania

Private Residence / 2

Substrate: Aluminum
Color: Slate Gray
Location: Austin, Texas
Project: Ford Strei Custom Builders



Celebration Church / 3

Substrate: Drexlume
Location: Orlando, Florida

Animal Hospital / 4

Substrate: Natural Falzinc
Location: New Jersey

Private Residence / 5

Substrate: Galvalume
Color: Pre-Weathered
Location: Austin, Texas
Project: Ford Strei Custom Builders

Private Residence / 6

Substrate: Aluminum
Color: Medium Bronze
Location: "Hill Country" Austin, Texas
Project: Westside Roofing






4

5


OVERVIEW: PANEL PROFILES

DMC 100SS (page 12)




This panel system features the time-tested tradition of historical standing seams. The seam method has proven successful for over 100 years.

DMC 150SS (page 12)



Incorporating more than 100 years of proven performance, this standing seam panel features increased strength and durability.

DMC 200S (page 13)



Our most tested commercial standing seam panel system. This panel can be installed over open framing, steel decking and plywood and is ideal for low to steep slope applications.

DMC 150SL (page 14)




This architectural non-structural snap lock panel system is watertight and easy to install – the ideal choice for residential and light commercial applications.

DMC 550S (page 14)



This snap lock panel system provides a highly water-resistant seam, along with a lower profile for a look that is unobtrusive.

DMC 175S (page 15)



This structural snap lock panel system offers broad width seams as well as easy, fast installation while maintaining the strength to meet building codes.

DMC 100NS (page 16)



This panel system features a fastener flange allowing for a quick and easy install. It is an ideal choice for steep slope residential applications.

DMC Cap Seam (page 16)




This panel system features slim seams and flat pans making it easy to install with minimal waste. Perfect for curved roofs, mansards and other steep slope applications.

DMC Snap-On Batten (page 17)




The longtime favorite for the traditional bold look. Wide battens bring the visual appeal of the past together with the ease of modern day details.

DMC FWI Flush (page 17)



The flush, flat look with quick-to-install interlocking seams. The seamless look you desire for walls, soffits and equipment screens.

DMC 5V (page 18)



Traditional, exposed fastener panel system that brings functionality and style to your home or project.

Bermuda Horizon (page 18)



Horizontal installation and minimal depth create a quaint Bermuda style for use as a roof or wall panel.

PANEL OPTIONS


Curved Panels

We curve metal roof panels. Whether concave or convex, we can curve our products to your desired radius.



Curved panels Include:


- DMC 100SS
- DMC 150SS
- DMC 200S
- DMC Cap Seam




Perimeter Systems (page 23)

ES-1 Compliant and Certified, our perimeter edge systems are designed to meet building codes and keep your project looking consistent for years to come.


Flat Panel




Clip Relief




Striations




Beads




Small V Ribs





Large V Ribs



Small Pencil Ribs



Large Pencil Ribs




ENGINEERED METAL ROOF SYSTEMS

DMC 100SS PROFILE

DMC 150SS PROFILE

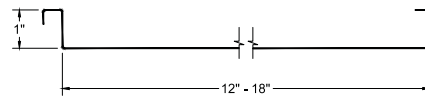
Weather
Tightness
Warranty
Approved!




Tested in accordance with:
 UL 580 Wind Uplift (Class 90)
 UL 2218 Class 4 Hail Impact
 UL 790 Class A Fire Rating
 UL Environmental -
 SRI Third-Party Verified

profile can be curved for enhanced architectural appeal. Installed as full-length panels with no end laps helps provide the ultimate in all-weather and watertight protection.

- Available in 24ga Galvalume, 24ga Drexlumex, 26ga Galvalume, .032" aluminum, and 16 oz copper and lead-coated copper
- Widths: 12", 14", 16", 18", 19", 20" or 21"
- Factory made or field rolled to exact lengths
- Can be installed over plywood substrates; MetShield® underlayment required under curved installations
- Minimum slope 2:12
- Available as curved panel



Quality materials and more than 100 years of successful design application govern the construction of our DMC 100SS 1" mechanically seamed metal roof system. Ideal for light commercial or residential applications, this smartly detailed

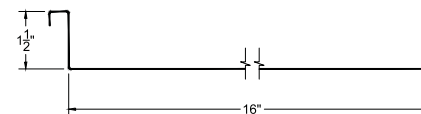


Tested in accordance with:
 UL 580 Wind Uplift (Class 90)
 TAS 125 Wind Uplift
 UL 1897 Extended Phase Wind Uplift
 UL 2218 Class 4 Hail Impact
 UL 790 Class A Fire Rating
 UL Environmental -
 SRI Third-Party Verified
 ASTM E1646 Water Infiltration
 TAS 100 Wind Driven Rain
 ASTM E1680 Air Infiltration
 ASTM E1886 Missile Impact
 ASTM 2140 Static Pressure Water Head
 Miami-Dade County Approved
 Florida Building Code Approved
 Texas Department of Insurance Approved




Our DMC 150SS roof system will lend striking dimension to any architectural design. This versatile 1-1/2" mechanically seamed panel can be curved to a wide range of radiuses and applications - from barrel roofs to conical shapes and more. Concealed fasteners and a floating clip system reduce the effect of thermal stresses on the panels, helping to maintain a beautifully smooth, uniform appearance despite fluctuations in temperature.

- Available in 24ga Galvalume, 24ga Drexlumex, 26ga Galvalume, .032" aluminum; and 16 oz copper and lead-coated copper
- Widths: 12", 14", 16", 18", 19" or 20"
- Factory made or field rolled to exact lengths
- Can be installed over solid substrates including plywood and metal decking w/PolyIso
- Minimum slope 2:12
- 3' radius minimum
- Available as curved panel



DMC 200S PROFILE



- Tested in accordance with:
- UL 580 Wind Uplift (Class 90)
- TAS 125 Wind Uplift
- UL 1897 Extended Phase Wind Uplift
- UL 2218 Class 4 Hail Impact
- UL 790 Class A Fire Rating
- UL Environmental -
- SRI Third-Party Verified
- ASTM E1592 Uniform Static Air Pressure Uplift
- ASTM E1646 Water Infiltration
- TAS 100 Wind Driven Rain Test
- ASTM E1680 Air Infiltration
- ASTM E1886 Missile Impact
- ASTM 2140 Static Pressure Water Head
- Miami-Dade County Approved
- Florida Building Code Approved
- Texas Department of Insurance Approved

The versatility of the DMC 200S roof system makes it an ideal choice for low to steep slope applications. Performance-engineered to handle heavy-duty commercial and industrial projects, this 2" mechanically seamed structural metal roof system will meet or exceed most windload and government requirements from coast to coast. Concealed fasteners and floating clip systems reduce panel stress from changes in temperature and help maintain a smooth, uniform appearance. This product can also be curved for large barrel roofs or small canopies.

- Available in 24ga and 22ga Galvalume and Drexlume, .032" and .040" aluminum, and 16 oz and 20 oz copper, and 16 oz lead-coated copper
- Widths: 12", 14", 16" or 18"
- Factory made or field rolled to exact lengths
- Can be installed over open frame steel purlins, plywood decking, and steel decking w/PolyIso
- Minimum slope 1/2:12
- Optional machine- or field-applied side lap sealant
- Available as curved panel



ENGINEERED METAL ROOF SYSTEMS

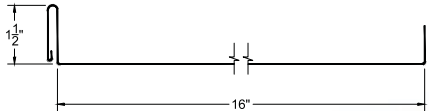
DMC 150SL PROFILE



Installation ease with impeccable results makes our DMC 150SL roof system a standout choice. The 1-1/2" Snap Lock profile and DMC 150SL Clip create a continuous interlocking system that installs quickly, reducing labor costs. The concealed fastener and clip application also allow thermal expansion and contraction movement to help keep the beautiful finish straight and true.

Tested in accordance with:
UL 580 Wind Uplift (Class 90)
UL 2218 Class 4 Hail Impact
UL 263 Fire Certification
UL 790 Class A Fire Rating
UL Environmental -
SRI Third-Party Verified
Florida Building Code Approved

- Available in 24ga Galvalume and 24ga Drexlum
- Widths: 16"
- Factory made or field rolled to exact lengths
- Can be installed over plywood substrates
- Minimum slope 3:12



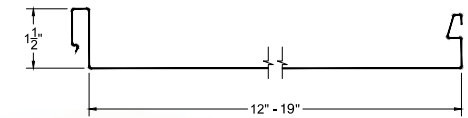
DMC 550S PROFILE



protective weathertight seam. The finished results deliver a substantial measure of quality and style that's certain to stand the test of time.

Tested in accordance with:
UL 580 Wind Uplift (Class 90)
ASTM E283 Air Filtration Leakage
ASTM E331 84 Water Penetration
ASTM E1646 Water Infiltration
ASTM E1680 Air Infiltration
UL Environmental -
SRI Third-Party Verified
UL 2218 Class 4 Hail Impact

- Available in 24ga and 22ga Galvalume, 24ga Drexlum, .032" and .040" aluminum
- Widths: 12", 14", 16", 18" or 19"
- Factory or site fabricated
- Can be installed over plywood substrates
- Minimum slope 3:12




A superior integral seam design and quick installation - that's the hallmark of the DMC 550S panel. This expertly crafted interlocking roof system provides a powerfully

Weather
Tightness
Warranty
Approved!



DMC 175S PROFILE

Weather
Tightness
Warranty
Approved!

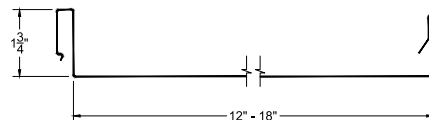


Tested in accordance with:


- UL 580 Wind Uplift (Class 90)
- TAS 125 Wind Uplift
- UL 1897 Extended Phase Wind Uplift
- UL 2218 Class 4 Hail Impact
- UL 790 Class A Fire Rating
- UL Environmental - SRI Third-Party Verified
- TAS 100 Wind Driven Rain
- ASTM E1646 Water Infiltration
- ASTM E1680 Air Infiltration
- ASTM E1886 Missile Impact
- Miami-Dade County Approved
- Florida Building Code Approved
- Texas Department of Insurance Approved

The DMC 175S is distinctive for its broad width seam, impressive structural capabilities and easy Snap Lock installation. Featuring a 1-3/4" seam height, this continuous interlocking engineered roof system has a concealed fastener and clip application that allows thermal movement and requires no mechanical seaming to ensure weathertight integrity. The installation is simple and quick, yet it withstands extremely high design pressures and is approved for use on Weather Tightness Warranty projects.

- Available in 24ga and 22ga Galvalume, 24ga Drexlume, .032" and .040" aluminum
- Widths: 12", 14", 16" or 18"
- Factory made or site fabricated to exact lengths
- Can be installed over solid substrates, limited open frame applications, and over metal decking w/PolyIso
- Minimum slope 2:12
- Optional machine- or field-applied side lap sealant



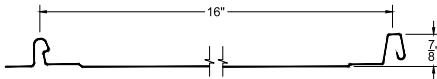
DMC 100NS PROFILE



Tested in accordance with:
 UL 580 Wind Uplift (Class 90)
 UL 2218 Class 4 Hail Impact
 UL 263 Fire Certification
 UL 790 Class A Fire Rating
 UL Environmental -
 SRI Third-Party Verified
 Florida Building
 Code Approved

Our DMC 100NS profile offers unlimited design potential with its sleek, crisp appearance and attractive shadow lines. Eliminating the need for metal roof clips, the concealed 1" self-locking Snap Lock system creates a powerfully protective seal. Versatile and refined, this easy-to-install metal roof delivers superior beauty, durability and strength while showcasing architectural details.

- Available in 24ga Galvalume, 24ga Drexlume, 26ga Galvalume and .032" aluminum
- Widths: 16"
- Factory made or field rolled to exact lengths
- Can be installed over plywood substrates
- Minimum slope 3:12



DMC CAP SEAM PROFILE

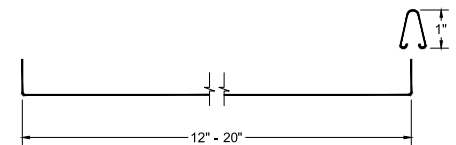


Tested in accordance with:
 UL 580 Class 90 Uplift


Classic yet versatile, our Cap Seam roof is ideal for a wide range of projects, especially those including curved applications. The low profile 1" cap with the flat pan effortlessly accommodates detailing at hips and valleys, and can be curved as tight as a 3' radius. A quick and easy installation is inherent in this premium quality roof system.

- Available in 24ga Galvalume, 24ga Drexlume, .032" aluminum, 16 oz copper and lead-coated copper
- Seam heights: 1", 1-1/2"
- Widths: 12", 14", 16", 18", 19" or 20"
- Factory or site fabricated

- Must be installed over a solid substrate with MetShield underlayment
- MetShield underlayment required under curved installations
- Minimum slope 3:12
- Concave and convex curves
- Domed



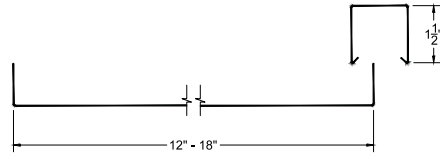
DMC SNAP-ON BATTEN PROFILE




performance and protection. Quick snap-on battens ensure ease of installation.

- Available in 24ga Galvalume, 24ga Drexlume, .032" aluminum
- Seams: 1-1/2" x 1-1/2"
- Widths: 12", 16" and 18"
- Easy roof-to-fascia transition
- Must be installed over a solid substrate with MetShield underlayment

Distinctive in its powerful profile design, the DMC Snap-On Batten roof system beautifully accentuates the architectural appeal of mansards, fascias and other solid substrate with a slope that exceeds 3:12. The ample 1-1/2" batten provides added dimension with bold shadow lines, while the heavy-duty construction delivers outstanding



DMC FW1 FLUSH PROFILE

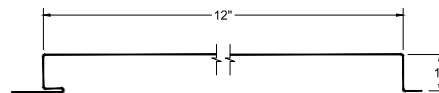


walls, equipment screens and soffits. The concealed male and female connection achieves a distinctly superior finished look, and stiffener beads also can be used to further safeguard the flush appearance.


Tested in accordance with:
ASTM E1592 Uplift Pressure
ASTM E283 Air
Filtration Leakage
ASTM E331 Water Penetration

- Available in 24ga and 22ga Galvalume, 24ga Drexlume, .032" and .040" aluminum
- Panel depth: 1"
- Width: 12"
- Open frame installation or solid sheeting
- Optional lancing for ventilation (24ga and .032" only)

From subtle elegance to modern sophistication, the smooth, uniform appearance of DMC FW1 Flush panel is certain to please. This expertly crafted profile is ideally suited for a wide range of applications, included fascias,



DMC 5V PROFILE




Featuring an authentic “Key West” aesthetic, this traditional roof system is a longtime favorite for its functionality and style. The generous 24” panel span, 3/8” rib height and exposed fastener design together achieve an attractive finish that will stand up strong to harsh weather year after year.

Tested in accordance with:
 UL 580 Wind Uplift (Class 90)
 UL 2218 Class 4 Hail Impact
 UL 263 Fire Certification
 UL 790 Class A Fire Rating
 UL Environmental -
 SRI Third-Party Verified
 Miami-Dade County Approved
 Texas Dept. of Insurance Approved
 Florida Building Code Approved

- Available in 26ga and 24ga Drexlume in select colors
- Can be installed over plywood substrate
- Minimum slope: 2:12



BERMUDA HORIZON PROFILE

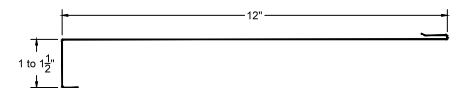


on walls or roof applications with a slope as low as 4:12. Bermuda Horizon can be installed over vertical framing, thus eliminating the need for additional hat channel framing.



Simplistic beauty is defined by our Bermuda Horizon profile. This horizontal roof and wall panel system features a 12” exposure and a dramatic shadow line that perfectly conveys the welcoming ambiance of Bermuda-style architecture. The shingle lapped interlocking seams not only provide aesthetic appeal, they deliver superior water-resistance

- Available in 24ga and 22ga Galvalume, 24ga Drexlume, .032” and .040” aluminum, and 16 oz and 20 oz copper, and 16 oz lead-coated copper
- Seam heights: 1” or 1-1/2”
- Width: 12”
- Factory made
- Can be installed over solid substrate or vertical framing; underlayment required
- Minimum slope 4:12



METSHIELD® UNDERLAYMENT – HIGH-TEMP AND SYNTHETIC

Weather
Tightness
Warranty
Approved!

MetShield High-Temp Underlayment

Best-in-class MetShield ice and water underlayment protects the roof structure from water seepage caused by ice dams and wind-driven rain. Designed specifically for high-temperature applications of metal roof installations, it will resist temperatures up to 250°F without degradation of the adhesive, and self-seals around roofing nails, screws and clips used to install the primary roofing system. This high-tensile strength underlayment is a 40 mil SBS modified bitumen with a UV-resistant, anti-slip polyethylene woven top facer and is required under all Drexel Metals roof warranted systems.

- Applications: new construction, re-roofing, all metal roofing, edges, valley, ridges and critical areas
- Self-adhesive; split-release film provides easier, faster installation
- Skid resistant during installation
- Exposed rubberized asphalt bead along the membrane edge ensures watertightness of lap seams
- UL Classified
- ICC-ES ESR #2206
- 2009 International Building Code™
- State of Florida Approved Product# FL16342.1

Physical Properties:

Surface: white film

Thickness: 40 mils

Roll size 3' x 66.7'

Coverage: 177 sq ft

Shipping weight: 39 lbs

Rolls per pallet: 36

MetShield Synthetic Underlayment

MetShield Synthetic roof underlayment is among the safest, strongest and best-performing roof underlayments on the market. Woven of heavyweight polymer fabric, MetShield Synthetic offers superior strength and durability, water resistance, a wrinkle-free surface, and resistance to UV-breakdown. The textured woven fabric surface provides dynamic traction and is ideal for steep slopes in a variety of weather conditions. MetShield Synthetic is rated for commercial and residential applications using 3/8" roofing nails and is an ideal roof

underlayment for asphalt shingles, metal, tile, slate and a variety of other sloped roofing materials.

- 35-Year Warranty
- Up to 6 month UV exposure
- Use 3/8" roofing nails

Physical Properties:

Surface: light gray film

Thickness: 12 mils

Roll size: 4' x 250'

Coverage: 931 sq ft

Shipping weight: 32 lbs

Rolls per pallet: 36

Code and Standards:

ASTM D226, Type II

ICC-ES AC 207

CSA A 123.3

ASTM E108/UL790 Assembly - Class A

CSA A 220.1

Performance Properties	Test Method	Typical Values
Tensile Strength	ASTM D412	550 psi
Permeance	ASTM E96	0.01 perms
Low Temperature Flexibility	ASTM D1970	no cracking or delamination
Peel Adhesion	ASTM D903	4 lbs/inch width

Test Data is based on average results and should not be considered or interpreted as minimum or maximum values. Values are typical data and not limiting.

Performance Properties	Test Method	Typical Values
Tensile Strength	ASTM D146-04 (lb/in)	MD113 CD100
Tear Resistance	ASTM D1922-00 (g)	MD >3200 CD > 3200
Rupture Resistance	ASTM D3462-.02	87
Bench Puncture	ICC AC-08	Pass
Long Term Sag	ICC AC-08	Pass
Liquid Water Transmission	ASTM D4869-02	Pass
Ultra Violet Aging	ICC AC 207	Pass
Accelerated Aging	ICC AC 207	Pass

Test Data is based on average results and should not be considered or interpreted as minimum or maximum values. Values are typical data and not limiting.

CORNICE AND CUSTOM FABRICATION



Design ingenuity and skilled craftsmanship inspire creative formmaking with our cornices and custom fabrications. From refreshing contemporary designs to historic reproductions, we have a full line of tooling to produce shapes to precise specifications. An ample selection of prefabricated dentils, finals and corners also provide easy installation for enhanced visual appeal.

- Aluminum: .032", .040", .050", .063", .080", .090" and .125"
- Copper: 16 oz, 20 oz and 24 oz
- Lead-coated copper: 16 oz and 20 oz
- Stainless steel: 26ga, 24ga, 22ga and 20ga
- Galvanized steel: 18ga, 20ga, 22ga, and 24ga
- Finishes: Trinar fluoropolymer, anodized, powder-coated

CUSTOM TRIM AND ACCESSORIES



A merger of functionality and form, our masterfully crafted trim and accessories accentuate architectural character, while protecting rooflines and hard-to-reach areas with a durable finish. Designed to handle all sheet metal requirements, our computer-operated equipment delivers superior accuracy and consistency with every component.

- Full range of gutters – box, ogee and half round
- Downspouts – box and round
- Conductor heads
- Cornices and fascias
- In-wall reglet
- Vented ridge caps
- C, Z and hat channels
- Custom shapes
- Aluminum: .032", .040", .050", .063", .080", and .125"
- Copper: 16 oz, 20 oz and 24 oz
- Lead-coated copper: 16 oz and 20 oz
- Stainless steel: 28ga, 26ga, 24ga, 22ga and 20ga
- Finishes: Trinar fluoropolymer, anodized, powder-coated



CUSTOM PROJECT: SWITCH BUILDING / NYC



Switch Building photography by Frank Oudeman

Project: Switch Building
Architect: Eric Bunge
Firm: nARCHITECTS, New York, NY
Project Site: 109 Norfolk, NYC

Switch Building is a seven-story apartment and art gallery building at 109 Norfolk Street in the Lower East Side. Completed in 2007, the building consists of four floor-through apartments, a duplex penthouse, and a double height art gallery on the ground and cellar levels. nARCHITECTS provided full architectural services for the project, including all interior design.

The project's design emerges from a creative interpretation of some of the narrow constraints imposed by zoning and the developer's needs. In a reinterpretation

of a bay window, an angled front facade switches back and forth, allowing each floor-through apartment unique views up and down Norfolk Street. From the inside, the bay windows provide deep window seats surrounded by warm hardwood. At the rear of each apartment, the living space extends out to large balconies, which also shift side to side, creating "double height" spaces between balconies that maximize afternoon light. While the apartment plans are identical, these variations allow each apartment to be unique in its light qualities and views to the city. The "switching" concept extends to the Galvalume cladding panels, which alternate in direction from floor to floor, creating subtle differences in shadows and reflections. The project's standard PTAC units are disguised with custom AC grilles that are integrated with the cladding panels.

Switch Gallery has a black hot-rolled steel and glass storefront and canopy that opens completely, allowing for openings to extend onto the sidewalk. At the rear of the gallery, visitors can descend into a double height volume, illuminated by a large skylight. The gallery introduces a larger scale into the Lower East Side's burgeoning art gallery scene, which has been primarily inserting cultural programs into former tenement buildings.



Drexel Metals was chosen to work with the architect to provide the custom wall panels and louvers specially crafted for the Switch Building.

CUSTOM FABRICATION SYSTEMS

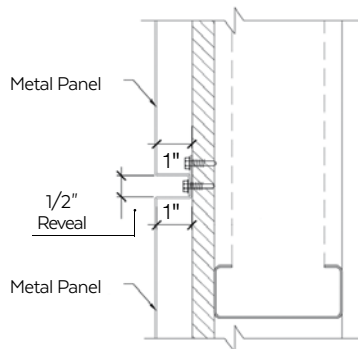
SOFFIT PANELS AND PLATE WALL COLUMN COVERS



A strong collaboration of simple elegance and modern practicality defines our soffit panels and plate wall system. Featuring a clean-line aesthetic, the structure is installed using a unique track and compression channel that allows the panels to be installed in virtually any order. Panels can be removed individually, allowing for easy future access or replacement. Joints are caulked.

- Individually removable panels
- With or without caulk joint
- Aluminum: .080", .090" and .125"
- Mill finish
- Trinar fluoropolymer
- Anodized - clear and bronze
- Powder-coated

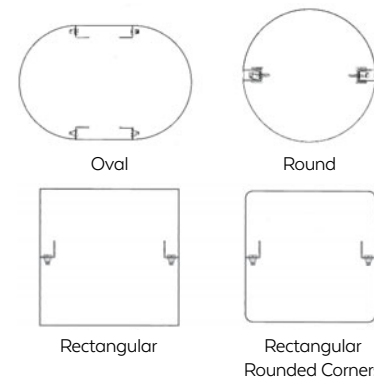
Construction Details



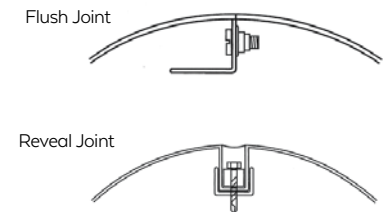
Column covers work double time - concealing structural columns and enhancing the overall architectural design. Highly durable and easy to install, our columns feature a wide range of sizes, options and finishes to achieve the perfect finished look in every application.

- 1/8" aluminum construction for durability
- Minimum 6" radius
- 12' max length - can be stacked for added heights
- Horizontal reveals available - top, middle, bottom
- Mill finish
- Anodized - clear and bronze
- Trinar fluoropolymer
- Powder-coated

Column Cover Styles



Seam Styles



COPING AND PERIMETER EDGE-TO-EDGE SYSTEMS

ES-1

*Compliant
and
Certified*

From the highest wind resistance to lighter duty, our perimeter systems

have you covered. Drexel Metals perimeter edge-to-edge and ES-1 compliant systems are built weather-tough with premium quality, heavy-gauge materials and a fully supporting anchor chair that will meet the strictest of standards. The anchor chair is manufactured in continuous lengths and pre-punched, taking the guesswork out of cleat spacing. This unique design prevents sag and supports the coping for a markedly superior installation that's also quick and easy. Spring-Tite copings are precision-engineered to provide maximum wind resistance and eliminate roof edge blow off.

A standard coping system also is offered with a continuous hold-down cleat and can be provided in lighter gauges.

- Coping widths of 4" to 20"
- Face dimensions of 3" to 8"
- Radius trim
- Riveted corners
- Welded aluminum corners

www.commercialroofedges.com

Standard (Edge) Wind Warranty: Drexel Metals provides customers with peace of mind with industry-leading coverage against strong winds.

110 mph 20-Year (Edge) Wind Warranty
210 mph HD Lifetime (Edge) Wind Warranty



We offer a full line of edge terminations, including coping snapon fascias, snap-on gravel stops and standard gravel stops. Suitable for most roof systems (single ply, modified bitumen or BUR Flat Roof Systems).



For complete information about warranty options, please call your Drexel Metals representative. It is also highly recommended to check with your single-ply manufacturer for actual wind speed results of the roof membrane system.

STANDARD METALS OPTIONS

You can depend on Drexel Metals' quality materials and excellent service for your entire sheet and slit coil needs. We stock coil for your site-formed panels, and flat material for all trim and fabrication applications. With our cut-to-length and recoil system each order is fulfilled quickly and accurately.

- High-performance metal roofing products are available in Galvalume and aluminum
- All metal products are tension leveled for superior flatness
- 28 standard colors, 6 premium colors and 11 low gloss colors
- Custom colors available (additional costs will apply)
- 2,500 pounds for aluminum
- 5,000 pounds for Galvalume
- Mill-finished – Drexlume™



STANDARD SUBSTRATE OPTIONS:

- Aluminum** High-performance painted metal roofing product, tension leveled for superior flatness.
- Galvalume** High-performance painted metal roofing product, tension leveled for superior flatness.
- Drexlume™** Mill-finished Galvalume with a two-sided, clear acrylic finish.


PAINTED COLOR OPTIONS (FOR ALUMINUM OR GALVALUME):

- Standard color collection
- Premium color collection
- Low gloss collection
- Custom colors also available




STOCK OPTIONS:

Flat Sheet
For all trim and fabrication applications.



Slit Coil
For field-rolled, site-formed panels.





There's an art to working with specialty metals - and in our skilled hands your concepts and design challenges will be clearly defined and meticulously achieved. Terne-coated stainless steel, copper, zinc and other specialty metals can be fabricated into a host of panels and shapes to your exact specifications.


Natural Metals:

- *Copper*
- *Zinc*
- *Roofinox Tin Coated Stainless*
- *A606 Natural Weathering Steel*
- *Pre-Patinated Copper*



Maximum holding strength, longer service life, superior aesthetics and lower installation costs make our ColorGard® snow retention system an excellent choice. Designed and engineered on a site-specific basis, ColorGard's impressive holding strength controls snow migration with a perfect color match that lasts the life of the roof.

- Only snow retention system with an available Limited Lifetime warranted system
- Features same penetration-free, easy installation as other S-5!® products



COLOR, SIZING AND CERTIFICATION

• = In Stock ■ = Call for Availability - extended lead times may apply

✓ = CRRC Approved Finishes * = New Color () = Previous Color

Color Options	SR	SRI	24 ga x 20"	24 ga x 48"	22 ga x 48"	26 ga x 20"	26 ga x 27.5"	26 ga x 48"	0.032 x 20"	0.032 x 48"	0.040 x 48"	0.050 x 48"	0.063 x 48"	Cool Roof Rated
Standard Colors														
Aged Bronze*	0.29	29	•	•					■	■		■		✓
Almond	0.53	62	•	•					■	■	•	•	■	✓
Antique Bronze (Dark Bronze)	0.29	28	•	•	•				•	•	•	•	•	
Black (Matte Black)	0.20	17	•	•	•				•	•	•	•	•	
Bone White (Regal White)	0.67	81	•	•	•	•	•	•	•	•	•	•	•	✓
Buckskin	0.38	41	•	•					•	•	■	■		
Burgundy	0.24	23	•	•					■	■	■	■		
Charcoal*	0.27	27	•	•					•	•	•	•		✓
Cityscape (Dove Gray)	0.44	49	•	•	•				•	•	•	•		✓
Colonial Red	0.32	34	•	•					•	•	•	•	■	✓
Dark Bronze	0.26	24	•	•	•				•	•	•	•	•	✓
Forest Green	0.10	6	•	•	■				•	•	•	•		
Granite*	0.32	33	•	•	■				•	•	•	•		✓
Hartford Green	0.29	29	•	•					■	■	■	■		✓
Hemlock Green	0.29	29	•	•					■	■	■	■		✓
Interstate Blue* (Deep Blue Sea)	0.13	8	•	•					•	•	•	•		
Iron Ore (Charcoal Gray)	0.27	26	•	•	•				•	•	•	•	■	
Mansard Brown	0.29	29	•	•	■				•	•	•	•		✓
Medium Bronze	0.26	26	•	•	•				•	•	•	•	•	✓
Midnight Bronze*	0.06	0	•	•					■	■	■	■		
Military Blue (Slate Blue)	0.29	29	•	•					•	•	■	■		✓
Musket Gray*	0.31	32	•	•	•				•	•	•	•		✓
Pacific Blue*	0.25	24	•	•					•	•	■	■		✓
Patina Green	0.33	34	•	•					•	•	■	■		✓
Sandstone	0.49	56	•	•	■				•	•	•	•	•	✓
Sierra Tan	0.36	39	•	•	•				•	•	•	•		✓
Slate Gray	0.37	40	•	•	■				•	•	•	•		✓
Stone White*	0.64	77	•	•	•				•	•	•	■	■	✓
Teal*	0.26	25	•	•					■	■	■			✓
Terra Cotta	0.36	39	•	•					•	•	•	•		✓

Color Options	SR	SRI	24 ga x 20"	24 ga x 48"	22 ga x 48"	26 ga x 20"	26 ga x 27.5"	26 ga x 48"	0.032 x 20"	0.032 x 48"	0.040 x 48"	0.050 x 48"	0.063 x 48"	Cool Roof Rated
Low Gloss Colors														
Aspen Bronze	0.26	26	•	•		•	•	•						✓
Autumn Red	0.32	34	■	■		•	•	•						✓
Chestnut Brown	0.29	29	■	■		■	■	•						✓
Classic Bronze	0.29	28	•	•		•	•	•	■					✓
Inkwell (Low Gloss Granite)	0.27	26	•	•		•	•	•		■				
Midnight Green	0.29	29	■	■		■	■	•						
Nantucket Gray	0.37	40	■	■		■	•	•						✓
Pine	0.10	6	■	•		■	•	•						
Traditional Black	0.20	17	•	•		•	•	•		■				
Antique Metal	0.34	34	•	•										
Metallics														
Aged Copper*	0.26	25	■	■									■	✓
Champagne	0.40	42	■	■					•	•	■	•		✓
Copper Penny (Metallic Copper)	0.47	53	•	•					•	•	■	•		✓
Silver (Bright Silver)	0.49	54	•	•	•				•	•	•	•	•	✓
Weathered Zinc (Preweathered Galvalume®)	0.26	23	•	•	•				•	•	•	•		✓
Zinc*	0.33	35	•	•					•	•	•	•		✓
Exotics - 10-year Color Fade Warranty														
Award Blue (10-YR)*	0.21	17	•	•										
Cardinal Red (10-YR)*	0.37	39	•	•					■	■		•		✓
Bare Products														
Drexlume™			•	•	•	•	•	•						
Mill Finished Aluminum									•	•	•			
Clear Anodized									•	•	■	■	■	
Dark Bronze Anodized									■	■	■	■	■	
Black Anodized									■	■	■	■	■	
Vintage®			•	•										
Urban Slate			•	•										
HDG G90			• 18 ga x 48" x 120" • 20 ga x 48" x 120" • 22 ga x 48" x 120"											

- High-performance painted metal roofing and perimeter edge products.
- Drexel Metals standard sheets come in 48" x 120".
- 35-year paint warranty on Galvalume® and Aluminum substrates, excluding Exotics. Ask about our Gold Standard Warranty.
- 25-year warranty on Drexlume™.
- Not all colors and gauges are stocked in all locations. Contact your local sales rep for specific stocking information and special requests including 22" coils, and custom gauges and widths.

- Custom colors available.
- Oil canning is not a cause for rejection.
- Drexel Metals standard colors are produced by Sherwin-Williams® Coil Coatings, Fluorpon® a 70% PVDF Kynar 500® / Hylar® 5000 base resin with ceramic pigments. All colors are formulated to ensure consistent appearance, quality and long-term appearance.

PROUDLY FINISHED WITH
SHERWIN-WILLIAMS®
Coil Coatings

METALS, FINISHES AND CONSIDERATIONS

FINISHES. The resin system in Drexel Metals high-performance finish Trinar is made up of 70% Kynar 500® or Hylar 5000® resin. The carbon/fluorine bond, which gives Kynar 500® or Hylar 5000® resin-based coatings their stubborn resistance to chalking and erosion as well as their resistance to harsh airborne industrial and atmospheric pollutants, is one of the strongest chemical bonds on the market.

Drexel Metals paint finishes include: **Fluropon®**

Drexel Metals standard colors are produced by Valspar® and contain a minimum of 70% PVDF base resin with ceramic pigments. All colors are formulated to ensure consistent appearance and quality. The Fluropon® system is applied over Valspar® polyester primer in a minimum thickness of 0.2 mil and can be applied to either Galvalume HD Galvanized or Aluminum substrates. All topcoats are a minimum of 0.8 mil of the Fluropon® color choice. The reverse side is primer and a washcoat of 0.5 mil total dry film thickness.

Drexlume™

Drexel Metals offers a mill-finished Galvalume with a two-sided, clear acrylic finish that simultaneously aids roll forming without the use of lubricants and eliminates unsightly handprints or stains resulting from handling and storage. The acrylic finish dissolves naturally over a period of time, and when left as it is, allows for natural and even weathering.

MATERIAL. Aluminum is produced to meet ASTM B209 and is offered in 3105 or 3003 alloys. Our Galvalume is produced to meet ASTM A792. These products are tension leveled to produce the flattest product possible. Oil canning is an inherent trait of thin gauge metals. Copper, Falzinc, stainless steel, and terne-coated stainless are also available. Please contact us for more information.

ACCESSORIES. All Drexel Metals trims, clips, and custom-formed products are produced with CNC accuracy. This ensures that the lengths, angles, and dimensions are produced to exact specification. If you choose to fabricate your own trims, a full line of flat sheets is in stock. A flat sheet size of 48" x 120" with vinyl protection is standard. A wide range of clips is stocked to ensure proper attachment for your specific requirements.

FIELD FABRICATION. Drexel Metals is one of the few manufacturers capable of providing both factory and field fabrication of its complete line of products. Field fabrication will produce a quality product as good or better than one manufactured in the plant. When panel lengths exceed 50', the chances of damage during shipping and rooftop staging are great. Site fabrication eliminates product damage, shortages, and excess waste. All panels can be cut to exact field conditions and do not require extensive crating. Site fabrication will also allow for precise sizing of rake panels, which ensures a watertight condition. Most

importantly, site fabrication eliminates all end laps, the number one cause of metal roof leaks. Drexel Metals recommends, where possible, that no end laps occur. With field fabrication, panel lengths up to 200' are possible.

WARRANTY. High-performance metal roofing products are available in Galvalume and Aluminum. Be sure to ask about our Gold Standard Warranty offered exclusively through our ARM Authorized Fabricators and Drexel Metals Certified Installers:

- 35-year non-prorated PVDF paint warranty with a 20-year Galvalume Substrate Warranty
- 35-year non-prorated PVDF paint and 25-year Aluminum Substrate Warranty
- 20-year non-prorated International PVDF Paint Warranty
- 25-year non-prorated Drexlume (Acrylic Coated Galvalume) Warranty

TESTING AND RATINGS. Many Drexel Metals products are rated for water and air infiltration. Load spans and engineering reports and test certifications can be verified by registered engineers. Drexel Metals system assemblies and construction details vary and not all assemblies have been tested. Please contact our technical staff to answer your specific questions concerning your project or our products.

CONSIDERATIONS. DMC Cap Seam, DMC 100NS and DMC Snap-On Batten panels must be installed with a minimum of 3:12 slope over solid substrate with MetShield underlayment. DMC 175S and DMC 550S panels are limited to 3:12 slope, but can be installed over open framing. For lower slope applications, the DMC 150SS and DMC 200S are the choice. Panels longer than 30' need to utilize sliding or non-restricting clips. Contact our technical department for proper clip spacing. The use of MetShield, a self-adhering, rubberized asphalt sheet membrane, will allow for a watertight installation, particularly in low slope and curved applications. MetShield should also be considered where ice and water backup could occur, such as eaves and valleys. When installing Drexel Metals products and accessories, refer to our architectural details to ensure proper sheet metal and roofing practices.

OIL CANNING. Drexel Metals utilizes top quality materials specifically designed for roll forming applications. Oil canning is naturally inherent in sheet metal, appearing as waviness in the flat portions of the sheet. All Drexel Metals products are tension leveled to help minimize excessive oil canning. Oil canning is not grounds for rejection. There are a few ways to help minimize this appearance, such as specifying narrower panels, utilizing stiffener ribs or striations, and ensuring the roof deck is plumb and level.

SALES AND DISTRIBUTION LOCATIONS

Corporate Office and MidWest

1234 Gardiner Lane
Louisville, KY 40213
Phone: 888-321-9630
Fax: 502-690-6174

Northeast / MidAtlantic

2101 Green Lane - Suite C
Levittown, PA 19057
Phone: 888-321-9630
Fax: 877-321-9638

MidAtlantic

6930 San Tomas Road, Suite A
Elkridge, MD 21075
Phone: 800-863-8322
Fax: 410-799-9913

Southeast

8641 Elm Fair Blvd.
Tampa, FL 33610
Phone: 877-399-3600
Fax: 727-572-7910

673 NW Enterprise Drive
Port St. Lucie, FL 34986
Phone: 877-863-8256

West

6270 Joyce Drive
Arvada, CO 80403
Phone: 303-420-8538
Fax: 303-420-8356



WWW.DREXELMETALS.COM